


## Category 5e PVC cables for LCS<sup>2</sup>

Catalogue number(s): **327 51/53/73**  
**328 74/80/81**



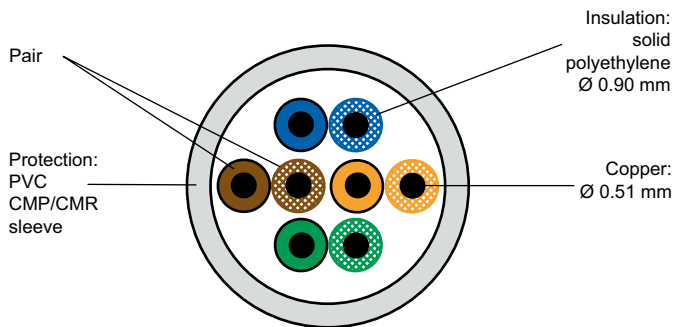
CONTENTS	Pages
1. Use and assembly	1
2. Description	1
3. Cable markings	1
4. Performance at 100 MHz	1
5. Technical and mechanical features	2
6. Electrical features at 20°	2
7. Ordering information	3
8. Environmental features	3
9. Standards and approvals	3

### 1. USE AND ASSEMBLY

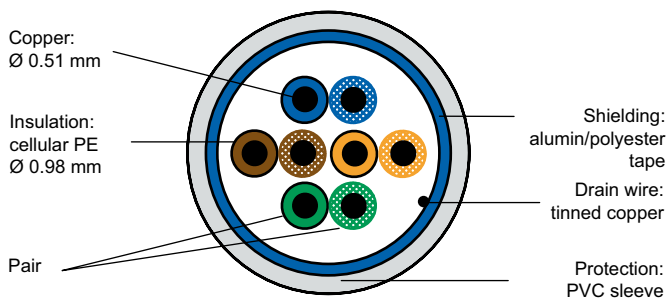
Cable for high-speed VDI transmission networks.

### 2. DESCRIPTION

U/UTP 100 Ω



F/UTP 100 Ω



**Note:**  
The conductive part of the shielding is located on the wire side

### 3. MARKING OF LEGRAND CABLES

- Legrand
- Catalogue number
- Number of pairs
- Gauge
- Type
- Impedance
- Type of sleeve
- Category
- Conformity to standards
- VPN/NVP
- Batch number
- Measurement (remaining length)

### 4. PERFORMANCE AT 100 MHZ (standard EIA/TIA 568-C.2)

Maximum attenuation (dB/100 m):	22
Minimum NEXT (dB):	35.3
PS NEXT (dB):	32.3
ACRF (dB/100 m):	23.8
PS ACRF (dB/100 m):	20.8
Return Loss (dB):	20.1

**5. TECHNICAL AND MECHANICAL FEATURES**

Catalogue number	327 51	327 53	327 73	328 74	328 80	32881
Type	U/UTP	F/UTP	U/UTP	U/UTP	U/UTP	U/UTP
Type of sleeve	PVC	PVC	PVC	PVC	CMP	CMR
Number of pairs	4	4	2 x 4	4	4	4
Assembly	Pairs	Pairs	Pairs	Pairs	Pairs	Pairs
Diameter over insulation (mm)	0.89 ± 0.01	1 ± 0.05	0.88 ± 0.05	0.92 ± 0.04	0.88 ± 0.05	0.88 ± 0.05
Cable diameter (mm)	4.9 ± 0.1	5.95 ± 0.2	5.2 x 11.2	4.9 ± 0.1	4.8	4.8
Weight of cable (kg/km)	28 to 30.5	35 to 39	64	26 to 30.5	29	29
Min. bending radius when laying (mm)	20	50	20	20	20	20
AWG gauge	24	24	24	24	24	24

**6. ELECTRICAL FEATURES AT 20°C**

Catalogue number	327 51	327 53	327 73	328 74	328 80	32881
Type	U/UTP	F/UTP	F/UTP	U/UTP	U/UTP	U/UTP
Maximum linear resistance of the cable (ohm/km)	95 *	95 *	95 *	95 *	95 *	95 *
DC dielectric strength	1 kV/ 1 min *	1 kV/ 1 min *	1 kV/ 1 min *	1kV/ 1 min *	1 kV/ 1 min *	1 kV/ 1 min *
Minimum insulation resistance (Mohm.km)	5000	5000	5000	5000	5000	5000
Minimum propagation speed (marked on cable)	> 65%	> 65%	> 65%	> 65%	> 65%	> 65%
Characteristic impedance from 1 to 100 MHz	100 Ω ±15%	100 Ω ±15%	100 Ω ±15%	100 Ω ±15%	100 Ω ±15%	100 Ω ±15%

\* According to standard IEC 61156-5

**7. ORDERING INFORMATION**

Catalogue number	327 51	327 53	327 73	328 74	328 80	32881
Type	U/UTP	F/UTP	U/UTP	U/UTP	U/UTP	U/UTP
Colour	Grey RAL 7035	Grey RAL 7035	Grey RAL 7035	Grey RAL 7035	Grey RAL 7035	Grey RAL 7035
Pack (m)	305	305	500	1000	305	305
Packaging	Box	Box	Reel	Reel	Box	Box

**8. ENVIRONMENTAL FEATURES**

Storage and transport temperature: 0 to + 50°C

Usage temperature: – 20 to + 60°C

Fire resistance: IEC 60332-1, UL VW-1

**9. STANDARDS AND APPROVALS**

Cat. 5e, 100 MHz

EIA/TIA 568-C.2

EN 50173

EN 50288-2.1

IEC 11801

IEC 61156-5